



# VermeerOne™ platform

## MEET YOUR FLEET

# SURFACE MINERS



**VermeerOne™** is your access to more.

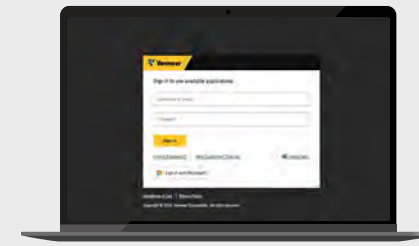
Because it's more than a platform, it's all a part of the total experience you get when you're with Vermeer. More certainty in your operation, more connection to the details, more confidence to increase your productivity and more important work, done. All of it adding up to giving you more time for the big things like closing that next big deal, getting home in time for dinner or making it to the school program before the curtain opens. Experience more with VermeerOne platform — it's your connection point to Vermeer no matter where work or life takes you.

THAT MEANS

**MORE**

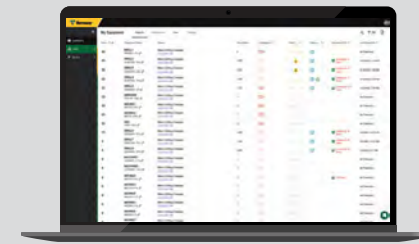
**CERTAINTY, CONNECTION, CONFIDENCE AND  
TIME FOR THE BIG THINGS.**

**VermeerOne**  
**YOUR ACCESS TO MORE**  
**STARTS HERE.**



**1. LOGIN**

Go to one.vermeer.com and log in using the username or email and password associated with your Vermeer account.

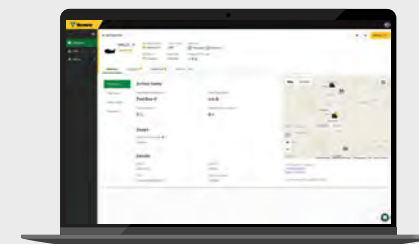


**2. FLEET**

On the homepage, select Fleet to access your list of equipment.

Information that you will find:

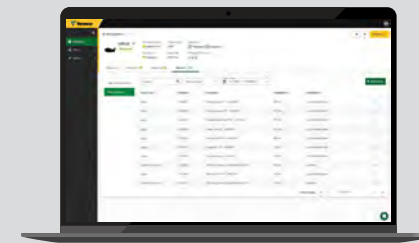
- List of equipment
- Machine health overview
- Filters to apply to narrow your machine list



**3. EQUIPMENT DETAILS**

Information you will find:

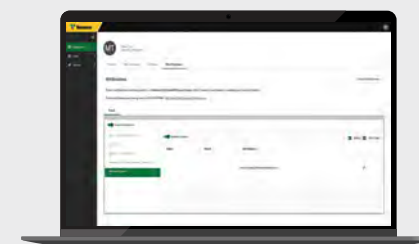
- Machine location
- Dealership contact information
- Machine operating parameters



**4. SERVICE RECORDS AND MAINTENANCE**

Information you will find:

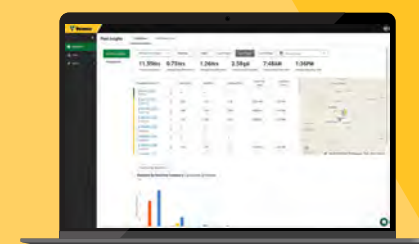
- Complete service history log
- VIN-specific information such as registrations and owner manuals
- Warranty status, hours and machine software



**5. NOTIFICATIONS**

Information you will find:

- Critical issue alerts such as service needs
- Action items such as operational anomalies or security concerns



**PREMIUM**

Information you will find:

- Aggregated performance data and insights
- Geofence alerts and curfew
- Fleet-level reporting

# SURFACE MINERS

To access machine information log on to [one.vermeer.com](http://one.vermeer.com) with the username or email and password associated with your Vermeer account. Contact your Vermeer dealer for questions and details about fleet technology data services.

	T955III	T1055III	T1155III	T1255III	T1655III
<b>GPS LOCATION</b>					
By date range	★	★	★	★	★
Wake on movement	■	■	■	■	■
Ignition state	■	■	■	■	■
Location history	★	★	★	★	★
<b>MACHINE HOURS</b>					
Work hours	★	★	★	★	★
Idle hours	★	★	★	★	★
Total hours	■	■	■	■	■
By date range	★	★	★	★	★
<b>MACHINE HEALTH</b>					
Engine faults	■	■	■	■	■
System messages	■	■	■	■	■
DPF regeneration alerts	■	■	■	■	■
Oil temperature	■	■	■	■	■
Coolant temperature	■	■	■	■	■
Machine voltage	■	■	■	■	■
Maintenance reminders	■	■	■	■	■
Warranty information	■	■	■	■	■
<b>EFFICIENCY</b>					
Total fuel utilization	★	★	★	★	★
Working fuel utilization	★	★	★	★	★
Idling fuel utilization	★	★	★	★	★

■ STANDARD COMPLEMENTARY FEATURES. ★ PREMIUM FEATURES CONTACT YOUR DEALER FOR PREMIUM INFORMATION, INCLUDING ACCESS AND FEES. ● OPTIONAL WITH AVAILABLE HARDWARE.