

A FULL LINEUP OF RECYCLING & FORESTRY SOLUTIONS.



AND THERE'S

**MORE**

WHERE THAT CAME FROM.

**Vermeer**



# **YOUR PARTNER IN RECYCLING AND FORESTRY**

As the need to responsibly manage resources grows, recycling and biofuel production have become two of the fastest-growing industries globally. An experienced partner can help you meet the increasing demand. Whether you are processing waste into compost, producing wood chips for power generation or turning discarded wood debris into landscaping mulch, Vermeer has you covered with equipment to help maximize productivity at every jobsite.

For more than 30 years, Vermeer has led the recycling industry with innovative equipment engineered with customers in mind. Our lineup is highly specialized, designed to push through long days and take on tough materials. And every machine comes backed by knowledgeable, experienced dealer support.

**Explore our complete jobsite solution lineup.**



*/ TROMMEL SCREENS /*



*/ COMPOST TURNERS /*



*/ LOW SPEED SHREDDERS /*



*/ TUB GRINDERS /*



*/ HORIZONTAL GRINDERS /*



**LEARN MORE ABOUT YOUR  
LOCAL RECYCLING AND  
FORESTRY SPECIALIST.**

# ***MEET YOUR RECYCLING AND FORESTRY SPECIALISTS***

You can't rely on just anyone to help you optimize performance and service your machines. Vermeer Recycling and Forestry specialists are experienced in the field and highly trained to deliver local support for your operation.

Ready to answer the call any time of the day, specialists can be found on jobsites across the world helping customers maximize performance on Vermeer tub grinders, horizontal grinders, low speed shredders, trommel screens and compost turners. They're not only here for your crew — they're part of it.

***“Our R&F specialist is always there for us, whether it's a phone call, a text or an email away. It's almost like having a Vermeer employee on our staff at all times.”***

***— Blake Whittlesey VP of Operations  
Whittlesey Landscape Supplies***



# LOW SPEED SHREDDERS

## TAKE ON CONTAMINATED MATERIAL

Efficiently process a wide variety of materials including construction and demolition debris, contaminated green waste and municipal solid waste. With a fully mechanical driveline, the Vermeer LS3600TX single-shaft low speed shredder tackles contaminated material using less horsepower and burning less fuel than high speed grinders.

The Vermeer LS3600TX addresses long-time industry maintenance issues by adding unparalleled access to the rotor, comb and engine compartment. Reduce maintenance with exclusive Vermeer-designed rotor tips with secure dual-bolt retention. Minimize wear costs with individual bolt-in comb teeth with two usable edges to extend their usable wear life.

Monitor machine health and make real-time adjustments from your loader cab with the full-function remote. You'll be able to adjust machine function, capture machine data and diagnose equipment fault codes.



/ LS3600TX /  
456 hp (340 kW)



SEE THE **LOW SPEED SHREDDER** TACKLE STORM CLEANUP.



CHECK OUT SPECS FOR THE **LS3600TX** **LOW SPEED SHREDDER.**



*C&D WASTE RECYCLING*



*BIOMASS PRODUCTION*



*COMPOSTING*



*MUNICIPAL SOLID WASTE*



*GREEN WASTE RECYCLING*



*MULCH PRODUCTION*



*FORESTRY*



*STORM CLEANUP*


# HORIZONTAL GRINDERS

## DESIGNED FOR THE DAILY GRIND

Bring efficiency, versatility, durability and power to all your large land-clearing, waste and composting challenges with Vermeer horizontal grinders.

Feed whole trees and other large materials with less restriction thanks to large feed openings and low sidewalls. Spend more time feeding and less time adjusting settings with the SmartFeed system.

The drum is the heart of any horizontal grinder and only Vermeer is equipped with the Series III duplex drum. The patented hardface duplex drum is designed for aggressive cutting performance and ease of maintenance with reversible hammers and cutter tips for extended wear life.



**/ HG4000 /**

HORSEPOWER – 536 hp (399.7 kw)

**/ HG4000TX /**

HORSEPOWER – 536 hp (399.7 kw)

**/ HG4000E /**

HORSEPOWER – 552 hp (411.6 kw)

**/ HG6000 /**

HORSEPOWER – 772 HP (576 kw)



**/ HG6000E /**

HORSEPOWER – 762 hp (568.22 kw)



**/ HG6000TX /**

HORSEPOWER – 772 HP (576 kw)



**/ HG6800TX /**

HORSEPOWER – 950 hp (708.4 kw)

*“We’ve tried other grinders, and it’s just not the same. Vermeer has an amazing machine and the crew loves running it. They’d be very upset if I changed brands on the grinder.”*

*– Rich Kingsborough  
Founder, Atlas Tree Surgery*



SEE THE FULL LINE OF  
**HORIZONTAL GRINDERS.**



C&D WASTE RECYCLING



BIOMASS PRODUCTION



COMPOSTING



GREEN WASTE RECYCLING



MULCH PRODUCTION



FORESTRY

# TUB GRINDERS

## PROCESS MORE STUMPS AND HIGH-VOLUME MATERIAL

Transforming bulky stumps, pallets, root balls, green waste and other materials into useful end products requires reliable equipment. With large tub openings, optimal cutting performance and efficient power use, Vermeer tub grinders help you do more. Maximize productivity with a flared lower tub design that helps prevent material bridging and clogging with the continuous undermill discharge conveyor system.

Keep maintenance to a minimum and maximize wear life with the patented duplex drum hardfaced for longer life with reversible hammers and tips. A tilting tub table eases access to the hammermill and the hydraulic components.




*/ TG5000 /*  
HORSEPOWER – 540 hp (402.7 kW)



*/ TG5000E /*  
HORSEPOWER – 500 hp (373 kW)



*/ TG7000 /*  
HORSEPOWER – 950 hp (708.4 kW)



“On our other machines, the day just dragged on, and I had to work 14 to 15 hours a day... Now with a Vermeer tub grinder, I can get out of here in nine and have twice as much done.”

– Kyle Wolf  
Manager, Ener-Con, Inc.



SEE THE FULL LINE  
OF **TUB GRINDERS.**



C&D WASTE RECYCLING



BIOMASS PRODUCTION



COMPOSTING



GREEN WASTE RECYCLING



MULCH PRODUCTION



FORESTRY

# TROMMEL SCREENS

## SIZE MORE CONSISTENTLY

Maximize your end-product value with consistent sizing. Vermeer trommel screens efficiently adjust to different end products with quick-change screens. Improve productivity with the ability to tension the screen around the drum. This design allows the use of smaller gauge wire, ultimately increasing the open area of the screen.

A variety of loading equipment can feed the Vermeer trommel screen lineup. A large, low-height feed hopper makes it possible.

Vermeer trommel screens are designed to minimize setup time and be convenient to service. Access to critical points on the machine eases the maintenance process for components such as the motor, trommel drum and drum drive. Minimize time spent repositioning equipment — put the finished product where you need it with a radial conveyor that swings 180 degrees (available on select models).



/ TR5300 /

5-ft (1.5-m) drum diameter, 15-ft (4.6-m) drum length



/ TR5300EM /

5-ft (1.5-m) drum diameter, 15-ft (4.6-m) drum length



/ TR626 /

6-ft (1.8-m) drum diameter, 26-ft (7.9-m) drum length



/ TR626EM /

6-ft (1.8-m) drum diameter, 26-ft (7.9-m) drum length




/ TR6400 /

6.5-ft (2.0-m) drum diameter, 20-ft (6.1-m) drum length



/ TR6450 /

6.5-ft (2.0-m) drum diameter, 20-ft (6.1-m) drum length



/ TR6500TX /

6.5-ft (2.0-m) drum diameter, 20-ft (6.1-m) length



LEARN HOW  
TROMMEL SCREENS  
BENEFIT GRINDERS.

“ We bring in raw materials from jobsites, screen them and take them back to other jobsites. For us, the trommel screen is a no-brainer.”

– Christopher Joyce,  
President, Joyce Landscaping Inc.



SEE THE FULL LINE OF  
TROMMEL SCREENS.



C&D WASTE RECYCLING



BIOMASS PRODUCTION



COMPOSTING



GREEN WASTE RECYCLING




MULCH PRODUCTION

# COMPOST TURNERS

## MORE AIR WHERE IT MATTERS

In the composting business, your revenue can depend on the quality and quantity of your finished product. Vermeer compost turners introduce maximum oxygen into the windrow by using aggressive flails, helping speed up the decomposition process and maximize ton-per-hour throughput. These compost turners provide complete and thorough aeration and material break-up within the windrow, minimizing the time needed to complete the composting process.

Available in self-propelled or PTO-driven models, Vermeer compost turners are built to meet the demands of your unique jobsites.



**/ CT612 /**

6-ft (1.8-m) windrow height, 12-ft (3.7-m) windrow width



**/ CT718 /**

7-ft (2.1-m) windrow height, 18-ft (5.5-m) windrow width

**“With a Vermeer compost  
turner we know everything  
is getting turned over  
properly, which leads to an  
increase in oxygen levels  
and the result is a much  
higher-end product.”**

**– Chris Cowart  
Owner, Cowart Inc.**



**COMPOSTING**



**SEE THE FULL LINE OF  
COMPOST TURNERS.**

# STACK AND COLOR YOUR MATERIAL

The way you set up your recycling operation can significantly impact productivity. Vermeer offers multiple ways to stack and color material, including select horizontal grinders with integrated coloring systems and the standalone Vector 725 ColorMax.

Vector portable and stationary conveying systems help streamline production, while wheeled and tracked stacking conveyors from 50 to 80 ft (15 to 24 m), along with the 80-ft (24-m) Site Boss feeder/stacker, efficiently move material and may reduce the need for additional support equipment such as wheel loaders.

For flexible, standalone coloring, the Vector 725 ColorMax can be transported directly to the site to help minimize colorant waste when coloring larger volumes of mulch or aggregates.



**LEARN MORE** ABOUT  
VECTOR EQUIPMENT.



CONNECT WITH YOUR  
DEALER TO **LEARN MORE.**

# ***TACKLE*** ***THE TOUGHEST TERRAIN***

When clearing land, utility rights-of-way or fire breaks, Fecon mulching tractors provide a strong complement to the Vermeer recycling and forestry product lines. These purpose-built tractors optimize power delivery to time-proven mulching heads through a power management system that constantly monitors the hydraulic circuit and routes power where it is needed.

Stay productive and comfortable with an oscillating undercarriage that provides balanced traction in hard or soft conditions and a spacious pressurized cab and suspension seat. Ease maintenance tasks with large engine bay doors that allow access to all components and filters and service points that can be reached from ground level.

# GET MORE FROM THE LIFE OF YOUR VERMEER EQUIPMENT

Protect the productivity and value of your recycling and forestry equipment with the Vermeer Confidence Plus® asset protection program. When you finance your maintenance expenses, you can plan for a fixed cost up front — and find peace of mind.

With this program, Vermeer-certified technicians conduct required service and maintenance on your Vermeer recycling and forestry equipment at recommended intervals using only genuine Vermeer parts.



LEARN MORE ABOUT THE  
**VERMEER CONFIDENCE PLUS**  
**ASSET PROTECTION PROGRAM.**

This document contains third-party observations, advice or experiences that do not necessarily reflect the opinions of Vermeer Corporation, its affiliates or its dealers. Testimonials and/or endorsements by customers in specific circumstances may not be representative of normal circumstances experienced by all customers. Vermeer Corporation, MGL Engineering, Inc. and Fecon, LLC reserve the right to make changes in product engineering, design and specifications; add improvements; or discontinue manufacturing or distribution at any time without notice or obligation. Equipment shown is for illustrative purposes only and may display optional accessories or components specific to their global region. Please contact your local Vermeer dealer for more information on machine specification. Vermeer, the Vermeer logo and Vermeer Confidence Plus are trademarks of Vermeer Manufacturing Company in the U.S. and/or other countries. © 2026 Vermeer Corporation. All Rights Reserved.

