



VermeerOne™ platform

MEET YOUR FLEET

**PIPELINE
HORIZONTAL
DIRECTIONAL
DRILLS**



VermeerOne™ is your access to more.

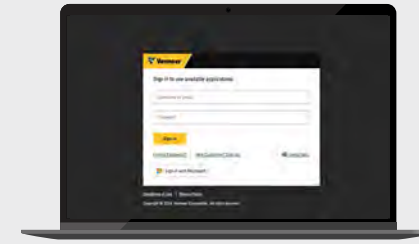
Because it's more than a platform, it's all a part of the total experience you get when you're with Vermeer. More certainty in your operation, more connection to the details, more confidence to increase your productivity and more important work, done. All of it adding up to giving you more time for the big things like closing that next big deal, getting home in time for dinner or making it to the school program before the curtain opens. Experience more with VermeerOne platform — it's your connection point to Vermeer no matter where work or life takes you.

THAT MEANS

MORE

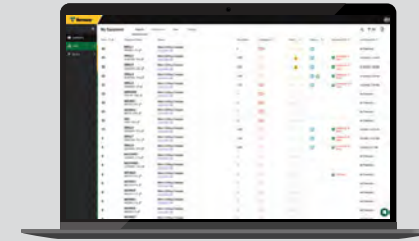
**CERTAINTY, CONNECTION, CONFIDENCE AND
TIME FOR THE BIG THINGS.**

**VermeerOne
YOUR ACCESS TO MORE
STARTS HERE.**



1. LOGIN

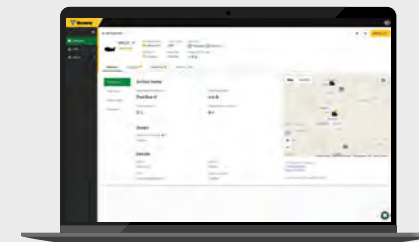
Go to one.vermeer.com and log in using the username or email and password associated with your Vermeer account.



2. FLEET

On the homepage, select Fleet to access your list of equipment. Information that you will find:

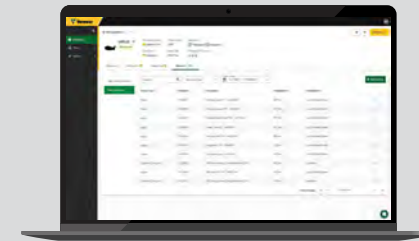
- List of equipment
- Machine health overview
- Filters to apply to narrow your machine list



3. EQUIPMENT DETAILS

Information you will find:

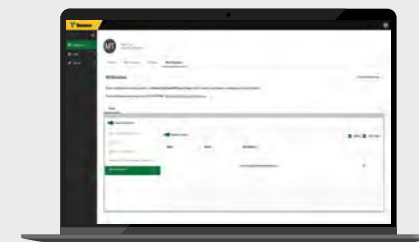
- Machine location
- Dealership contact information
- Machine operating parameters



4. SERVICE RECORDS AND MAINTENANCE

Information you will find:

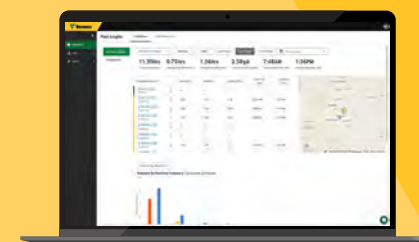
- Complete service history log
- VIN-specific information such as registrations and owner manuals
- Warranty status, hours and machine software



5. NOTIFICATIONS

Information you will find:

- Critical issue alerts such as service needs
- Action items such as operational anomalies or security concerns



PREMIUM

Information you will find:

- Aggregated performance data and insights
- Geofence alerts and curfew
- Fleet-level reporting

PIPELINE HORIZONTAL DIRECTIONAL DRILLS

To access machine information log on to one.vermeer.com with the username or email and password associated with your Vermeer account. Contact your Vermeer dealer for questions and details about fleet technology data services.

	D100x140 S3	D220x500 S3	D330x500	D550	D1000x900	D1320x900
GPS LOCATION						
By date range	★	★	★	★	★	★
Wake on movement	■	■	■	■	■	■
Ignition state	■	■	■	■	■	■
Location history	★	★	★	★	★	★
MACHINE HOURS						
Work hours	★	★	★	★	★	★
Idle hours	★	★	★	★	★	★
Total hours	■	■	■	■	■	■
By date range	★	★	★	★	★	★
MACHINE HEALTH						
Engine faults	■	■	■	■	■	■
System messages	■	■	■	■	■	■
DPF regeneration alerts	■	■	■	■	■	■
Oil temperature	■	■	■	■	■	■
Coolant temperature	■	■	■	■	■	■
Machine voltage	■	■	■	■	■	■
Maintenance reminders	■	■	■	■	■	■
Warranty information	■	■	■	■	■	■
EFFICIENCY						
Total fuel utilization	★	★	★	★	★	★
Working fuel utilization	★	★	★	★	★	★
Idle fuel utilization	★	★	★	★	★	★
PRODUCTIVITY						
Pull speed average	★					
Thrust speed average	★					
Rotation speed max	★					
Rotation torque max	★					
Thrust force max	★					
Mud pressure max	★					
Pull force max	★					
Mud flow rate average	★					

■ STANDARD COMPLEMENTARY FEATURES. ★ PREMIUM FEATURES CONTACT YOUR DEALER FOR PREMIUM INFORMATION, INCLUDING ACCESS AND FEES. ● OPTIONAL WITH AVAILABLE HARDWARE.

Vermeer Corporation reserves the right to make changes in engineering, design and specifications; add improvements; or discontinue manufacturing at any time without notice or obligation. Equipment shown is for illustrative purposes only and may display optional accessories or components specific to their global region. Please contact your local Vermeer dealer for more information on machine specifications. Vermeer, the Vermeer logo, Equipped to Do More and VermeerOne are trademarks of Vermeer Manufacturing Company in the U.S. and/or other countries.
© 2025 Vermeer Corporation. All Rights Reserved. REV 3/25