

MINI SKID STEER ATTACHMENT LITERATURE



EQUIPPED TO
DO MORE.®

BUCKETS AND BLADES

When you need to power through with productivity, you can be sure that you've come to the right place. With our versatile lineup of buckets and blades, your next job just got a whole lot more efficient. From hauling mulch, to moving stone, to clearing snow and so much more, we've got just what you need to get the job done right.

1. 4-in-1 Bucket (HD)

The 4-in-1 multi-purpose bucket functions as a loader bucket, clam, grapple, dozer, box scraper and bottom dump bucket with strong hinges and pins to distribute the load.

Width: 38 in - 42.5 in (96.5 cm - 108 cm)

Capacity: 4 cu ft (.1 cu m)

Weight: 240 lb - 270 lb (108.9 kg - 122.5 kg)

1

2. Standard bucket

The standard bucket is a great attachment for a variety of jobs including land management, soil preparation, material hauling and construction.

Width: 36 in - 48 in (91.4 cm - 106.7 cm)

Capacity: 4 cu ft (.1 cu m)

Weight: 245 lb (111.1 kg)

3. Scrap grapple bucket

The scrap grapple bucket is designed to move brush, limbs and branches around the jobsite.

Width: 36 in - 42 in (91.4 cm - 106.7 cm)

Capacity: 4 cu ft (.1 cu m)

Weight: 260 lb - 280 lb (117.9 kg - 127 kg)


4. Rock bucket

The rock bucket was designed to collect rocks and debris, allowing soil to sift through for fast clean-up, ground leveling and sifting out debris and rocks.

Width: 42 in (106.7 cm)

Capacity: 4 cu ft (.1 cu m)

Weight: 166 lb (75.3 kg)



Narrow mulch bucket (NOT PICTURED)

The narrow mulch bucket is ideal for hauling materials around the landscaping site.

Width: 34.5 in (87.6 cm)
Capacity: 6 cu ft (.2 cu m)
Weight: 187 lb (84.8 kg)

Bucket HD 48 in (121.9 cm) (NOT PICTURED)

Width: 48 in (121.9 cm)
Capacity: 9 cu ft (.25 cu m)
Weight: 270 lb (122 kg)

Bucket HD 54 in (137.2 cm) (NOT PICTURED)

Width: 54 in (137.2 cm)
Capacity: 10 cu ft (.28 cu m)
Weight: 298 lb (135 kg)



5

5. Tooth bucket

The tooth bucket is versatile on the jobsite, able to tackle different projects with ease.

Width: 42 in - 48 in (106.7 cm - 121.9 cm)

Capacity: 4 cu ft - 6 cu ft (.1 cu m - .2 cu m)

Weight: 235 lb - 283 lb (107 kg - 128 kg)

6. Snow blade

The snow blade is ideal for pushing material such as snow and soil with a max cutting width of 41.5 in (105.4 cm).

Width: 48 in (121.9 cm)

Weight: 450 lb (204 kg)

7. Dozer blade

The dozer blade is designed in either an angle-only or an angle-and-tilt version. Great for leveling and grading material, cutting grade, back-filling trenches and snow removal.

Width Options: 46 in (116.8 cm) and 67 in (170.2 cm)

Maximum weight: 313 lb (142 kg)



GROUND MAINTENANCE

We've all got a duty to care for the land, that's why we're committed to helping you make the most out of your ground maintenance operation. With our extensive lineup of attachments, you can go from leveling to tilling to mowing to raking and more – giving you everything you need to keep the ground under your feet, under control.



1. Soil renovator

The soil renovator was designed as a one-pass seed bed preparation tool. The soil is moved through a series of screening tines moving debris to the bottom.

Width: 34.5 in (87.6 cm)

Capacity: 6 cu ft (.2 cu m)

Weight: 584 lb (264.9 kg)

2. Land leveler

The land leveler was designed to level, fill in low spots and smooth the ground out for sodding and seeding.

Width: 49 in (124.5cm)

Capacity: 36 in (92.4 cm)

Weight: 135 lb (61.2 kg)

3. Sod roller

The sod roller is designed to transport and install small rolls of sod. There is an optional bolt-on bracket for a 42-in (107.7-cm) sod roller.

Width (arms closed): 39 in (99.1 cm)

Weight: 195 lb (88.5 kg)

4. Rotary broom

The rotary broom is used for sweeping material off of surfaces with polypropylene or wire brushes available.

Width: 52 in (137.2 cm)

Working width: 42 in (106.7 cm)

Weight: 400 lb (181.4 kg)

6. Brush mower

The brush mower is perfect for shredding brush as it glides through it's path - cutting up to 2.5 in (6.4 cm).

Width: 50 in (127 cm)

Weight: 661 lb (299.8 kg)

7. Snow blower

The snow blower is designed to work through dense snowfall and get the job done efficiently.

Width: 48 in (106.7 cm)

Height: 57 in (144.8 cm)

Auger diameter: 14 in (35.6 cm)

Weight: 745 lb (337.9 kg)


8. Root cutter

The root cutter is designed to cut out troublesome roots beside sidewalks and driveways.

Depth: 14 in (35.6 cm)

Weight: 550 lb (249.6 kg)

Cutter teeth setup: 2.5 in (6.4 cm) width



5. Harley rake

The Harley rake is built to efficiently remove and reverse end plates for windrowing with pure carbide teeth designed to allow for possible seed bed.

Width: 55.5 in (140.7 cm)

Roller width: 48 in (121.9 cm)

Weight: 365 lb (165.6 kg)

Tiller (NOT PICTURED)

With replaceable and reversible tines, the tiller is a tough tool to help operators perform ground preparation.


Width: 51 in (129.5 cm)

Working width: 40 in (101.6 cm)

Depth: 4.5 in (11.4 cm)

Weight: 320 lb (145.2 kg)





GRAPPLES AND FORKS

Are you ready to start working smarter, not harder? We thought so, that's why we've combined brains with brawn in our robust lineup of grapples and forks. From here to there and everywhere inbetween. That's where we work — helping you get what you need to where you need it.

1. Brush grapple HD

With an open design, the brush grapple is designed to move brush, limbs and branches. The open tine design allows the vegetative material to be moved while allowing soil to drop through.

Width: 42 in (106.7 cm)

Weight: 211 lb (95.7 kg)

2. Log grapple

The log grapple is built to help efficiently move large logs around the jobsite and maneuver through tight spaces.

Width: 46 in (116.8 cm)

Weight: 360 lb (163.3 kg)

3. Tree and shrub grapple

The tree and shrub grapple is ideal for removing small trees, shrubs and ornamentals without manual labor.

Width: 24.3 in (61.7 cm)

Jaw opening-full: 20.5 in (52.1 cm)

Weight: 185 lb (83.9 kg)

4. Tree forks

Tree forks are designed to pick up and transport balled trees. With the capability of grasping up to 44-in (111.8-cm) tree balls, they are perfect for nurseries or large jobsites.

Width: 25 in (63.5 cm)

Length: 47 in (119.4 cm)

Weight: 170 lb (77.1 kg)

Rotating log grapple HD (NOT PICTURED)

The rotating log grapple is ideal for hauling materials around the landscaping or tree care jobsite.

*Requires dual auxiliary hydraulic hookup

Width: 46 in (116.8 cm)

Length: 420 lb (190.5 kg)

360° rotation

5. Hardscape grapple

The hardscape grapple eliminates the need to manually move hardscape materials such as concrete paver sections, concrete blocks, small boulders and other materials around the jobsite.

Width closed: 40.6 in (103.1 cm)

Length: 11.5 in (29.2 cm)

Grip width closed: 18 in - 48 in (45.7 cm - 121.9 cm)

Grip width closed: 17.5 in (44.5 cm)

Lift capacity: 1,500 lb (680.4 kg)

Weight: 175 lb (79.4 kg)

6. Swivel log grapple HD

The swivel log grapple gives an operator optimal reach and strength to assist when loading brush into a brush chipper.

Width: 34.5 in (88 cm)

Weight: 520 lb (235.9 kg)

7. Pallet forks HD

The pallet forks are a great tool for transporting large materials such as sod, bags of mulch and pavers throughout the jobsite — whether on a pallet or placed directly on the forks.

PINSTYLE

Fork length: 32 in (81.3 cm)

Weight: 183 lb (83 kg)

RALLSTYLE HD


Fork length: 42 in (106.7 cm)

Weight: 210 lb (95.3 kg)

RALLSTYLE HD

Fork length: 48 in (121.9 cm)

Weight: 223 lb (101.2 kg)



DIGGING TOOLS

Ready. Set. Dig! And never look back, because with our power-packed lineup of digging tools you'll be leading the pack. So whether you're augering for fence posts, trenching in tile, boring a drill path and more, you can be sure you've got what you need from the starting line to a first place finish.

1. Multi-task tool with JIB pole

Width: 51 in (129.5 cm)

Weight: 120 lb (54.5 kg)

*JIB pole included

4. Hydraulic boring

The hydraulic boring tool allows the operator to create a drill path in tight spaces.

Width: 25 in (63.5 cm)

Weight: 115 lb (52.2 kg)

*Tooling sold separately

2. Power shovel

The power shovel is a great tool for digging into tough ground conditions and getting plants with deep roots out of the ground.

Weight: 163 lb (73.9 kg)

5. Hydraulic breaker

Break through concrete or rock with the powerful force of the hydraulic breaker.

Width: 1.8 in (4.6 cm)

Weight: 230 lb (104.3 kg)

Maximum impact frequency: 25 Hz

3. Vibratory plow

The vibratory plow's hydraulic motor includes a high-pressure seal and internal valve for extended motor life and performance.

Maximum plow depth: 12 in (30.5 cm)

Weight: 340 lb (154.2 kg)

6. Auger

The auger is capable of boring holes from 6-in to 36-in (15.2-cm - 91.4-cm) diameter and is great for landscapers and contractors to get into tight areas.

Maximum auger diameter: 36 in (91.4 cm)

Maximum auger flow: 13 gpm (49.2 L/min)

Weight: 154 lb (69.9 kg)



Trencher (NOT PICTURED)

The trencher is a heavy-duty tool to give contractors the solution for digging trenches – large or small.

Width: 4 in - 6 in (10.2 cm - 15.2 cm)

Digging depth: 24 in - 48 in (61 cm - 121.9 cm)

Max weight: 520 lb (235.9 kg)

AUTHORIZED ATTACHMENT CHART

BUCKETS AND BLADES








MANUFACTURER	ATTACHMENT NAME	CTX50	S450TX	S925TX	CTX100	CTX160
Paladin	B117506 Narrow bucket 36 in (91.4 cm)	●	●	●		
Paladin	B121153 Narrow mulch bucket 34.5 in (87.6 cm)	●	●	●		
Paladin	B2000872 Standard bucket 42 in (106.7 cm)	●	●	●		
Paladin	B17767 4-in-1 Bucket 42 in (106.7 cm)	●	●	●		
Paladin	B2000877 Wide bucket 48 in (121.9 cm)	●	●	●		
Paladin	B19405 Tooth bucket 42 in (106.7 cm)	●	●	●		
Paladin	B104579 Tooth bucket 48 in (121.9 cm)	●	●	●		
Paladin	B100145 Mini tilt attachment	●	●	●		
Paladin	B18076 4-in-1 bucket 38 in (96.5 cm)	●	●	●		
Paladin	B107480 Scrap grapple bucket 36 in (91.4 cm)	●	●	●		
Paladin	B107481 Scrap grapple bucket 42 in (106.7 cm)	●	●	●		
Paladin	B19695 Rock bucket 42 in (106.7 cm)	●	●	●		
Paladin	B120837 Log, root, brush bucket	●	●	●		
Paladin	124410-0854 4-in-1 Bucket HD 54 in (137.2 cm) 🏔	●	●	●	●	●
Paladin	124735-0854 Bucket HD 48 in (121.9 cm) 🏔	●	●	●	●	●
Paladin	124959-0854 Bucket HD 54 in (137.2 cm) 🏔	●	●	●	●	●
Paladin	B104672 Dozer blade 46 in (116.8 cm)	●	●	●	●	●
Paladin	B104571 Dozer blade with tilt 46 in (116.8 cm)	●	●	●	●	●
Paladin	B104673 Dozer blade 67 in (170.2 cm)	●	●	●	●	●
Paladin	B104572 Dozer blade with tilt 67 in (170.2 cm)	●	●	●	●	●
Paladin	B11460-0961 Snow blade	●	●	●	●	●
Paladin	11048A-0961 Dual stage snow blower 48 in (121.9 cm)			●	●	●
Paladin	B17770 Land leveler 49 in x 36 in (124.5 cm x 91.4 cm)	●	●	●	●	●
Paladin	B104676 Sod unroller assembly 34 in (86.4 cm)	●	●	●	●	●
Paladin	B104388 Sod roller assembly	●	●	●	●	●
Paladin	22641MM-0961 Rotary broom 42 in (106.7 cm)	●	●	●	●	●
Paladin	H 22748M-0961 Harley rake	●	●	●	●	●
Paladin	H 22748H-0961 Harley rake with diverter	●	●	●	●	●
Paladin	H 22748H3-0961 Harley rake without diverter			●	●	●
Rotadairon	BRD50 Mower/mulcher			●	●	●
Rotadairon	STH 36 Soil renovator			●	●	●
Vermeer	RC14 Root cutter	●		●	●	●
Paladin	B17766 Tiller 40 in x 4.5 in (101.6 cm x 11.4 cm)	●	●	●	●	●

Only use attachments that Vermeer Corporation has authorized for use on Vermeer mini skid steers. An “●” indicates that the attachment can be used with that machine. If there is no “●”, the attachment is not intended for use with that model of machine.

🏔 This symbol indicates the attachment is designed for use with the large operating capacity machines on this chart.

AUTHORIZED ATTACHMENT CHART

GRAPPLES AND FORKS

MANUFACTURER	ATTACHMENT NAME	CTX50	S450TX	S925TX	CTX100	CTX160
Paladin	124429-0854 Root grapple HD 42 in (106.7 cm) 	●	●	●	●	●
Paladin	124412-0854 Root grapple HD 53 in (134.6 cm) 	●	●	●	●	●
Vermeer	LG46 Log grapple	●	●	●		
Paladin	23410-0961 TSG10 Tree and shrub grapple	●	●			
Paladin	B19938 Tree fork	●	●	●	●	●
Vermeer	RLG46 Hydraulic rotating log grapple 101-1000			●		
Vermeer	RLG46 Hydraulic rotating log grapple HD 1001- 			●	●	●
Paladin	23548-0961 HG48 Hardscape grapple	●	●			
Vermeer	SLG46 Swivel log grapple 101-1000			●		
Vermeer	SLG46 Swivel log grapple HD 1001- 			●	●	●
Paladin	B17769 Pallet fork 32 in (81.3 cm)	●	●	●		
Paladin	B108458 Pallet fork 42 in (106.7 cm)	●	●	●		
Paladin	B115212 Pallet fork 48 in (121.9 cm)	●	●	●		
Paladin	13579-0854 Pallet fork HD 42 in (106.7 cm) 	●	●	●	●	●
Paladin	13580-0854 Pallet fork HD 48 in (121.9 cm) 	●	●	●	●	●
Paladin	B107478 Brush grapple	●	●	●		
Paladin	B19937 Multi-task tool with JIB pole	●	●	●		
Paladin	B2000867 Power shovel	●	●	●	●	●
Vermeer	SVP18 Vibratory plow	●	●	●	●	●
McLaughlin	M4500MS Hydraulic boring attachment	●	●	●	●	●
Vermeer	HP200FS Hydraulic breaker	●	●	●	●	●
Paladin	B24347 High speed auger drive	●	●	●	●	●
Paladin	B24348 High torque auger drive	●	●	●	●	●
Vermeer	STR48 Trencher 101-4500	●		●		
Vermeer	STR48 Trencher 4501- 	●		●	●	●

Vermeer®



**EQUIPPED TO
DO MORE.®**

Vermeer Corporation reserves the right to make changes in engineering, design and specifications; add improvements; or discontinue manufacturing at any time without notice or obligation. Equipment shown is for illustrative purposes only and may display optional or global-region specific accessories or components. Mini skid steer attachments available from Vermeer dealers may be manufactured by Vermeer Corporation or other attachment manufacturers. Please contact your local Vermeer dealer for more information on machine specifications and attachments.

Vermeer, the Vermeer logo and Equipped to Do More are trademarks of Vermeer Manufacturing Company in the U.S. and/or other countries.

© 2020 Vermeer Corporation. All Rights Reserved.