

THE VERMEER DEALER NETWORK:
RELIABLE SUPPORT, ALL OVER THE WORLD.



Vermeer Asia Pacific
Singapore 608586
Phone: +65 6516 9560
Fax: +65 6515 9218

Vermeer Corporation
Pella, Iowa 50219 U.S.A.
Phone: (641) 628-3141
Fax: (641) 621-7773




Vermeer Latin America
Valinhos, SP - Brazil
Phone: +55 19 3881-3848
Fax: +55 19 3881-3848, ext. 108

Vermeer EMEA
(Europe, Middle East, Africa and CIS)
the Netherlands
Phone: +31 113 272700
Fax: +31 113 272727

Call toll-free 1-888-VERMEER
1-888-837-6337 (USA only)
www.vermeer.com

A GLOBAL INITIATIVE

Equipment shown is for illustrative purposes only and may display optional accessories or components. Please contact your local Vermeer dealer for more information on machine specifications. Vermeer Corporation reserves the right to make changes in engineering, design and specifications; add improvements; or discontinue manufacturing at any time without notice or obligation. Vermeer and the Vermeer logo are trademarks of Vermeer Manufacturing Company in the U.S. and/or other countries. © 2012 Vermeer Corporation. All Rights Reserved.



**3 YEAR
3000 HOUR
WARRANTY**

BC1000XL BRUSH CHIPPER



BC1000XL BRUSH CHIPPER



BC1000XL

One tough chipper.

The heavy-duty Vermeer BC1000XL brush chipper with its all-steel engine enclosure is designed to hold up for the long haul. Able to chip through material up to 12" (30.5 cm), the need to trim material is reduced, making the BC1000XL an ideal machine for line-clearing contractors, rental yards and municipalities.

Enhanced with the modern day operator in mind, the BC1000XL is available with either a Tier 4i (Stage IIIB) 74 hp (55.2 kW) or 49 hp (36.5 kW) CARB friendly engine that meets all the latest emission regulations. When transporting the machine, expect smooth towing thanks to the rubber-torsion suspension.

It's easy to see why the BC1000XL is the brush chipper that operators turn to.



1: Operator safety.

Combined with the patented Bottom Feed Stop Bar is the four-position upper feed control bar with dual stop positions and forward/reverse feed positions. Mounted over the feed table, it enables the operator to stop the feed rollers and select forward or reverse operations. Dual reset/hold-to-run buttons allow the operator to readily reset the Bottom Feed Stop Bar.

BC1500XL | vermeer.com

2: A clutchless PTO system

allows the cutter to be engaged without using a traditional slip clutch or idler pulley and without sliding the engine. The system is simple to maintain — once under the shield, belt changes are easily accomplished without the use of tools.

3: The patented SmartFeed system

helps increase operator productivity while reducing strain on vital engine parts. The feed-sensing control system monitors engine rpm and automatically stops and reverses the feed roller when feeding larger, hardwood material.

4: A large rectangular 12" x 17" (30.5 cm x 43.2 cm) feed opening

helps boost productivity by reducing the need to trim material before feeding it into the chipper.

5: The 3-year/3000-hour extended limited warranty

on drum housing, cutter drum, shaft and ring-fetter hubs offers you peace of mind, in addition to the 1-year/1000-hour Vermeer equipment limited warranty.



6: Engine options to fit your needs.

With two fuel efficient Tier 4i (Stage IIIB) engine options providing either 49 hp (36.5 kW) or 74 hp (55.2 kW), contractors have the ability to choose an appropriate horsepower based on their needs.

BC1000XL SPECIFICATIONS

GENERAL

Weight (engine option one): 4680 lb (2122.8 kg)

Weight (engine option two): 4860 lb (2204.5 kg)

Transport length (feed table up, tongue in): 12.5' (3.8 m)

Transport width: 66.5" (168.9 cm)

Transport height: 101" (256.5 cm)

ENGINE OPTION ONE

Make and model: CAT C2.2L Tier 4i (Stage IIIB)

Horsepower: 49 hp (36.5 kW)

Max torque: 103 ft-lb (139.7 Nm)

Fuel type: Diesel

Number of cylinders: 4

Cooling medium: Liquid

BC1000XL SPECIFICATIONS

ENGINE OPTION TWO

Make and model: Cummins B3.3L Turbo Tier 4i (Stage IIIB)

Horsepower: 74 hp (55.2 kW)

Max torque: 181 ft-lb (245.4 Nm)

Fuel type: Diesel

Number of cylinders: 4

Cooling medium: Liquid

CAPACITIES

Fuel tank: 25 gal (94.6 L)

Hydraulic tank: 7 gal (26.5 L)

CUTTING SYSTEM

Drum size: 20" dia. x 20" wide (50.8 cm dia. x 50.8 cm)

Speed: 2000 rpm

Knives: Two A8 chipper steel

Shear bar: Four usable edges

FEED/DISCHARGE SYSTEM

Infeed throat / feed capacity: 12" x 17" (30.5 cm x 43.2 cm)

Infeed opening: 52" x 32" (132.1 cm x 81.3 cm)

Feed table length: 32" (81.3 cm)

Feed table height: 26" (66 cm)

Feed roller style: Single horizontal

Infeed rate: 105 fpm (32 m/min)

CHASSIS

Frame: .25" x 7" (.6 cm x 17.8 cm) Z channel

Tires (option 1): ST225/75/R15 Load Range D

Tires (option 2): ST235/80/R16 Load Range E

Axle / suspension: 5200 lb (2358.7 kg) rubber torsion

Optional Axle / suspension for engine option 2: 7000 lb (3175.1 kg)

Electric brakes with breakaway switch

ELECTRICAL

System voltage: 12 V

Lights: LED stop, turn, tail, license

European/Australian

To help meet international demand, the BC1000XL is also offered in market-specific configurations:

- Designed for countries whose traffic drives on the left side of the road, optional left-side controls for the cutter drum engagement lever and control panel are available.

vermeer.com | BC1000XL