

Vermeer®



VERMEER
COMPACT
ARTICULATED
LOADERS (ATX)

EQUIPPED

FOR MORE VERSATILITY

Completing the wide array of tasks demanded on today's often-cramped jobsites — without disturbing the existing landscape — requires the right machine and the right attachments. Vermeer compact articulated loaders (ATXs) are a dependable solution with a telescopic boom that allows you to accomplish **more tasks with less maneuvering**. These loaders are known for their ease of use, ability to access confined spaces and low turf disturbance. Whether you are landscaping, performing tree care work, removing snow or doing other important work, the versatile attachment plate connects the ATX **with the right tool for the job**.

COMPACT ARTICULATED LOADER LINEUP



/ ATX530 /



/ ATX720 /



SCAN TO SEE THE DETAILS
OF EACH **ATX MODEL.**

“ *The ATX530 helps us work smarter, not harder. It's made us a more versatile business. There are only so many hours in a day, and we can get more jobs done and save time and energy on the jobs we do. We can work a lot smarter on the jobs that call for it.* ”

– Randy Looney,
Bluegill's Tree Service LLC



/ ATX850 /



/ ATX960 /

COMPACT AND LOADED

FOR MORE PERFORMANCE

TELESCOPIC BOOM

Work confidently with a dual-arm design that helps protect the boom from bending and twisting. While some competitive units will use a single arm for lifting and telescoping functions, the double-H-style boom provides structural durability to the main working component of the loader.

IMPRESSIVE LIFT CAPACITY


Carry heavy materials with impressive lift-capacity-to-weight ratios that help you do more on the jobsite.

ATTACHMENT VERSATILITY

Make convenient attachment changes with quick-connect hydraulics. A versatile attachment plate handles multiple Vermeer attachments to transition from snow removal to tree care work and everything in between.

COMPACT SIZE

Pass through gates for backyard access thanks to narrow tires and a compact machine size.



Features listed are available on all ATX models



JOBSITE SAFETY

Rollover protection/falling object protection (ROPS/FOPS) integration and a left protection bar are designed with safety in mind. Front working lights increase low-light visibility while the horn offers audible alerts to crew members on the jobsite. A transport articulation lock, boom lockout bar and parking brake are also included.

MAXIMUM VISIBILITY

Maintain visibility to the working attachment while on the jobsite. The front-seated position and articulated design keep the operator in line with the loader arms and the working attachment during tight turns for optimal visibility.

OPERATOR CONTROL

Keep your hands on the loader arm controls when operating the telescopic boom, auxiliary hydraulic controls or the DBS with the multifunction joystick that incorporates electric-over-hydraulic toggles. Track programmable service intervals, fuel level, hour meter reading and various working features with the multifunction LCD display.

OPERATOR COMFORT

Work comfortably with an operator station and adjustable seat designed with you in mind. Work year-round, too, with options like a heated seat and an enclosed temperature-controlled cab.

MINIMIZE GROUND DISTURBANCE

Minimize ground disturbance when making turns with four-wheel drive hydrostatic direct-drive motors. They allow hydraulic oil to flow freely to each wheel as needed during transport. The Dynamic Blocking System (DBS) and optional torque divider increase traction in difficult conditions.

SCAN TO DISCOVER
THE BENEFITS OF A
TELESCOPIC BOOM.



TELESCOPIC BOOM

PROVIDES MORE REACH

The telescopic boom's vertical and horizontal reach allows you to efficiently complete jobs with less repositioning. Pick up material using pallet forks from the opposite side of a trailer. Dispose of jobsite debris over the side of a tall dump truck or trailer. Move landscaping material that's been delivered curbside. Place mulch on the other side of the bushes or rock on the other side of a retaining wall. The ATX loader's telescopic boom can do all this — and much more.

The self-leveling boom minimizes joystick corrections by keeping loads level with the ground. The telescopic boom provides precise positioning while the ATX's minimal tail swing makes the machine well suited for work in tight spaces.




Plus, a double-H-boom design contributes to the machine's strength by resisting bending and twisting.





MORE TRACTION, MINIMAL SURFACE DISTURBANCE

What good is having four-wheel drive without the right tires for the job? Equip the ATX with tractor-, skid- or turf-style wheels and keep turf or surface disturbance to a minimum on any jobsite, landscape or terrain.

-  **Tractor:** Aggressive tread for excellent stability and traction for lawn, field or farm work
-  **Skid:** Multipurpose tires for residential or commercial use, particularly on hilly or uneven terrain
-  **Turf:** Durable tires for a smooth ride and good traction that's still gentle on turf





IS THE VERMEER COMPACT ARTICULATED LOADER RIGHT FOR YOUR JOB?

“The ATX makes us quicker and more efficient. Plus it saves your energy. You’re not dog tired at the end of the day. Since we got it, we’ve used it every single day.”

*– Robbie Sisson,
Sisson’s Tree Service LLC*

OPTIONS TO HELP YOU DO MORE

Tailor the performance of the Vermeer ATX with optional features to fit your unique jobsites.

Select **the torque divider option** if you need maximum tractive effort in difficult ground conditions. It divides hydraulic flow to the front and rear wheels equally while the DBS is also active.

For pallet fork applications, **the self-leveling boom option** simplifies operation by minimizing constant input adjustments. The load automatically maintains the same angle as the boom raises and lowers.

When a task requires mowing or grading, **a floating boom** valve helps make work more convenient for the operator. The attachment will follow the contours of the land on the jobsite with minimal operator input.

Often the job doesn’t end when the sun sets. **Work lights and beacon lights** can aid in darker working conditions.

Your Vermeer dealer offers a full range of options to customize the ATX to your jobsites.

ATTACHMENTS

TO ACCOMPLISH MORE

Vermeer attachments have been tested to perform with the ATXs. Whether you are feeding brush into a brush chipper, moving debris around a jobsite, handling landscape materials in the spring and summer or removing snow in the winter, **changing jobs is as easy as selecting the appropriate attachment.** Make quick attachment changes and get back to work faster with the multi-tool attachment plate.





CONTACT YOUR
VERMEER DEALER TO
LEARN ABOUT THE LINE
OF **ATX ATTACHMENTS.**

“ It is very simple to bring all the attachments I need and just swap them out on the same piece of equipment. I have a grapple for large accent boulders. The light material bucket for mulch is used nonstop in the spring. It is amazing to be able to haul that much mulch and spread it or quickly load wheelbarrows. It makes a world of difference. ”

– Wes Alseth,
Red Oak Landscaping & Design





GET MORE FROM THE LIFE OF YOUR EQUIPMENT


Help protect the productivity and value of your equipment with the Vermeer Confidence Plus® asset protection program. When you finance your maintenance expenses, you can plan for a fixed cost upfront – and find peace of mind.

With this program, Vermeer dealer-certified technicians conduct required service and maintenance on your Vermeer equipment at recommended intervals using only genuine Vermeer parts.

SCAN TO SUBSCRIBE TO PRO TIPS E-NEWSLETTERS

Stay up to date with product information and industry trends. Learn from Vermeer product specialists and other industry professionals about how to take on challenging jobs.

Visit [vermeer.com](https://www.vermeer.com) for more product information.



This document contains third-party observations, advice or experiences that do not necessarily reflect the opinions of Vermeer Corporation, its affiliates or its dealers. Testimonials and/or endorsements by customers in specific circumstances may not be representative of normal circumstances experienced by all customers. MultiOne SRL Corporation reserves the right to make changes in product engineering, design and specifications; add improvements; or discontinue manufacturing or distribution at any time without notice or obligation. Equipment shown is for illustrative purposes only and may display optional accessories or components specific to their global region. Please contact your local Vermeer dealer for more information on machine specifications. Vermeer, the Vermeer logo and Vermeer Confidence Plus are trademarks of Vermeer Manufacturing Company in the U.S. and/or other countries.
© 2023 Vermeer Corporation. All Rights Reserved.